

# Example: 8 mL of Diluted CCH Remaining After Treating the Buttocks\*

1. Dilution: You need **8 mL x 4** for a total of 32 mLs of sterile, non-preserved saline.

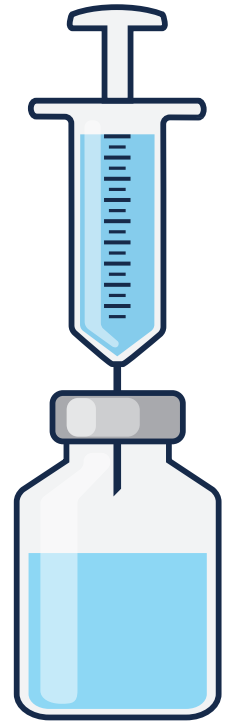
Find CCH Remaining  
On the **Dilution Table**

Amount of Reconstituted CCH x 4	mL of Sterile Saline to Add	Total mL for Injection
1 mL x 4 =	4 mL	5 mL
2 mL x 4 =	8 mL	10 mL
3 mL x 4 =	12 mL	15 mL
4 mL x 4 =	16 mL	20 mL
5 mL x 4 =	20 mL	25 mL
6 mL x 4 =	24 mL	30 mL
7 mL x 4 =	28 mL	35 mL
8 mL x 4 =	32 mL	40 mL

2. Using a 50 mL vial of sterile, non-preserved saline, **remove 18 mL and discard.**

Remove  
**18 mL**  
Saline

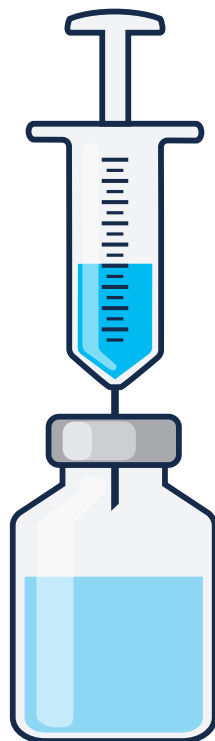
Leave  
**32 mL**  
Saline



50mL Vial Sterile,  
Non-Preserved Saline

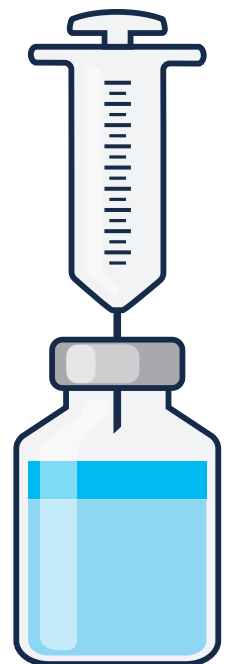
3. To the remaining 32 mL of sterile, non-preserved saline, **add the remaining 8 mL of reconstituted CCH.**

Add **8 mL**  
CCH Back to  
the Saline



4. This gives you **40mL of diluted CCH**, which is enough to inject 26 thigh dimples, using the 5-point technique.

This Yields  
**40 mL**  
Diluted CCH



\*Always use sterile, non-preserved saline for dilution of CCH